
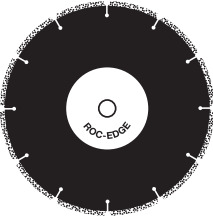

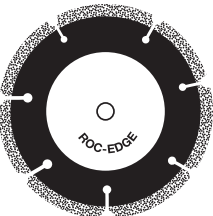


DIAMOND SAW BLADES

SPECIAL PURPOSE

Roc-Edge® Diamond Saw Blades are designed for many special applications and can be used to cut a variety of materials. Diamond Saw Blades grind through materials being cut until they wear and break away.

DESCRIPTION	ITEM NO.	SIZE	THICKNESS	ARBOR	SEG. HT.	PRICE
						CARD/PK 1 PC
TURBO BLADE 	DSB-WDE-T-04	4	.090	7/8-5/8"	.315	\$ 10.90
	DSB-WDE-T-045	4-1/2	.090	7/8-5/8"	.315	12.72
	DSB-WDE-T-05	5	.090	7/8-5/8"	.315	22.54
	DSB-WDE-T-07	7	.090	◇-5/8"	.315	28.18
	DSB-WDE-T-08	8	.090	◇-5/8"	.315	53.46
	DSB-WDE-T-09	9	.100	◇-5/8"	.315	63.64
	DSB-WDE-T-10	10	.110	◇-5/8"	.315	74.90
	DSB-WDE-T-12	12	.118	1"	.472	112.72
	DSB-WDE-T-14	14	.125	1"	1	136.36
	APPLICATION					
For cutting cured concrete, brick, hard block, and paving stones. Use wet or dry.						
SEGMENTED BLADE 	DSB-WDE-S-04	4	.090	7/8-5/8"	.315	\$ 10.90
	DSB-WDE-S-045	4-1/2	.090	7/8-5/8"	.315	12.72
	DSB-WDE-S-05	5	.090	7/8-5/8"	.315	22.54
	DSB-WDE-S-07	7	.090	◇-5/8"	.315	28.18
	DSB-WDE-S-08	8	.090	◇-5/8"	.315	53.46
	DSB-WDE-S-09	9	.100	◇-5/8"	.315	63.64
	DSB-WDE-S-10	10	.110	◇-5/8"	.315	74.90
	DSB-WDE-S-12	12	.110	1"	.472	104.66
	DSB-WDE-S-14	14	.110	1"	.472	120.00
	APPLICATION					
For cutting cured concrete, brick, stone and hard materials. Use wet or dry.						
CONTINUOUS RIM TILE BLADE 	DSB-WE-CR-04	4	.060	7/8-5/8"	.275	\$ 12.72
	DSB-WE-CR-045	4-1/2	.060	7/8-5/8"	.275	16.36
	DSB-WE-CR-07	7	.060	5/8"	.275	34.54
	DSB-WE-CR-08	8	.060	5/8"	.275	40.90
	DSB-WE-CR-10	10	.060	5/8"	.394	57.28
	APPLICATION					
For cutting ceramic tile, slate, glazed tile, and marble. Use wet only.						
TUCK POINTING BLADE 	DSB-WDE-TP-04	4	.250	7/8-5/8"	.394	\$ 50.90
	DSB-WDE-TP-045	4-1/2	.250	7/8-5/8"	.394	54.54
	DSB-WDE-TP-05	5	.250	7/8-5/8"	.394	61.82
	DSB-WDE-TP-07	7	.250	7/8-5/8"	.394	87.28
	APPLICATION					
For cleaning and routing old mortar between brick and block joints. Use wet or dry.						